

Project Title: **Spring 2021 Evaluations**

Courses Audience: **36**  
Responses Received: **29**  
Response Ratio: **80.56%**

Subject Details

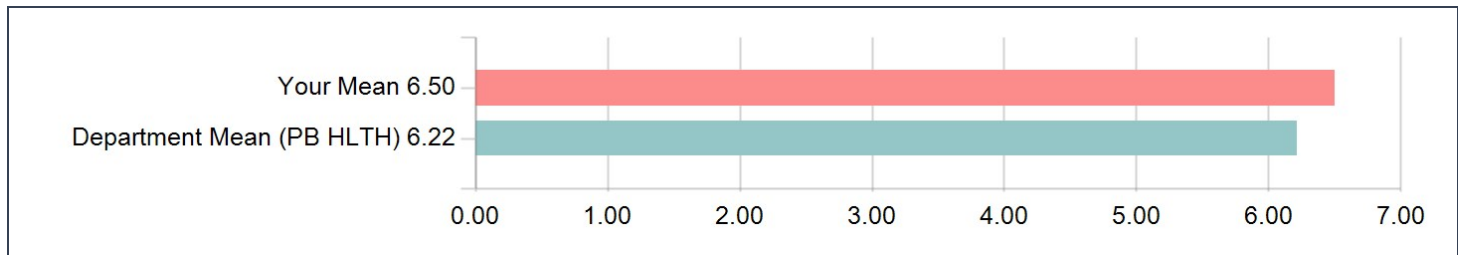
Name	PB HLTH W226C WBL 001 ECON PUB HLTH (EVAL FOR GSI)
DEPT_NAME	PB HLTH
DEPT_FORM	PB HLTH
EVALUATION_TYPE	G
First Name	Nianyi
Last Name	Hong

FOR YOUR INFORMATION: Please note that "Department Mean" for each rating question is calculated using all sections in your department. This may include both Faculty and GSIs depending on whether the department has selected a question item to be used for both.

**UNIVERSITY WIDE QUESTIONS (QUANTITATIVE/RATING):**

*The items in this section are asked across all courses at Berkeley.*

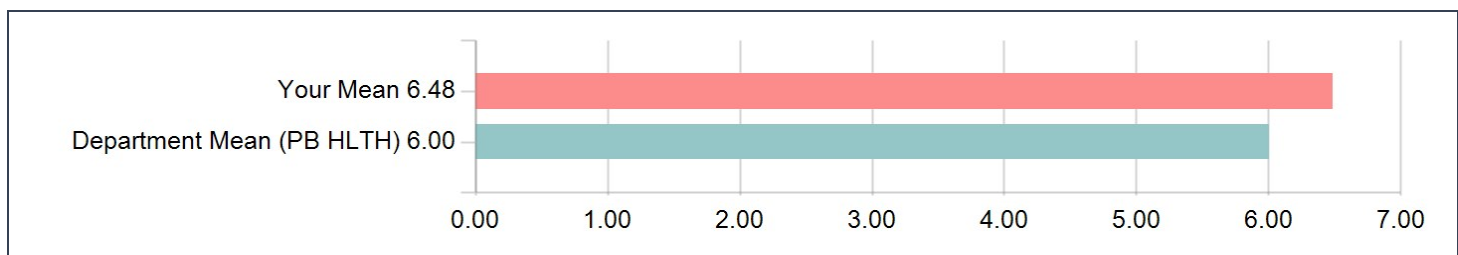
Considering both the limitations and possibilities of the subject matter and the course, how would you rate the overall effectiveness of this graduate student instructor?



Considering both the limitations and possibilities of the subject matter and the course, how would you rate the overall effectiveness of this graduate student instructor?

Options	Count	Percentage
1-Not at all Effective	0	0.00%
2	0	0.00%
3	0	0.00%
4-Moderately Effective	1	3.85%
5	2	7.69%
6	6	23.08%
7-Extremely Effective	17	65.38%
Statistics	Value	
Response Count	26	
Mean	6.50	
Median	7.00	
Standard Deviation	0.81	

Considering both the limitations and possibilities of the subject matter and the course, how would you rate the overall effectiveness of this course?



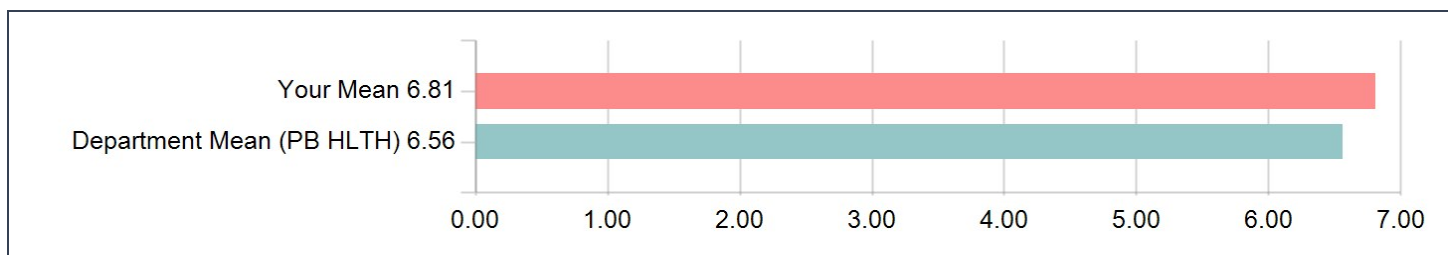
Considering both the limitations and possibilities of the subject matter and the course, how would you rate the overall effectiveness of this course?

Options	Count	Percentage
1-Not at all Effective	0	0.00%
2	0	0.00%
3	0	0.00%
4-Moderately Effective	1	3.45%
5	0	0.00%
6	12	41.38%
7-Extremely Effective	16	55.17%
Statistics	Value	
Response Count	29	
Mean	6.48	
Median	7.00	
Standard Deviation	0.69	

## DEPARTMENT PROVIDED INSTRUCTOR QUESTIONS:

*Items in this section were selected by PB HLTH for inclusion on this evaluation.*

How well did the instructor engage respectfully with ALL the students, and the students' values and priorities presented in class?



How well did the instructor engage respectfully with ALL the students, and the students' values and priorities presented in class?

Options	Count	Percentage
1-Not at all	0	0.00%
2	0	0.00%
3	0	0.00%
4-Somewhat	0	0.00%
5	2	7.69%
6	1	3.85%
7-Very	23	88.46%
Statistics	Value	
Response Count	26	
Mean	6.81	
Median	7.00	
Standard Deviation	0.57	

**Please explain your rating of how well the instructor engaged respectfully with ALL the students, and the students' values and priorities presented in class.**

Comments
Nianyi was very respectful and thoughtful in how he engaged.
Always responsive to questions and timely with feedback
Nianyi engaged respectfully with all students. I appreciate that he made time outside of his regular office hours to meet with me and my group to help us gain clarity of the teaching team's expectations for our final project.
All of the instructors were approachable
Nianyi was always engaged and actively available and facilitating in our group project's progress.

**Please explain your instructor effectiveness rating.**

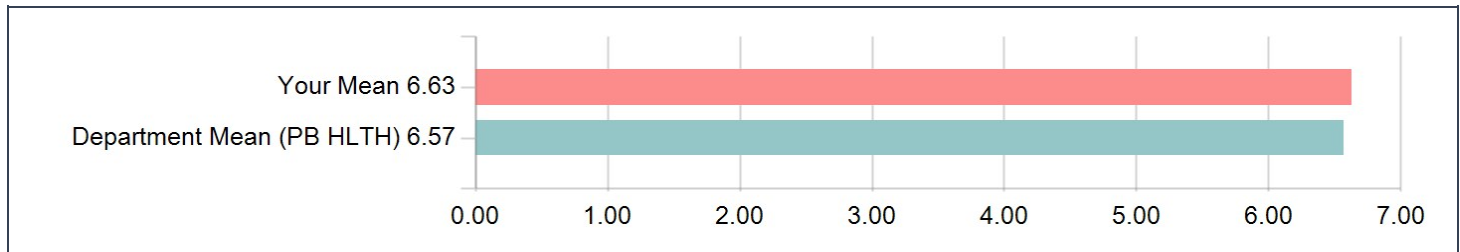
Comments
Nianyi was great at explaining content and providing prompt assistance.
Very responsive.
Kind, thoughtful, timely, and informative
Nianyi was a stellar GSI – responsive via email, and extremely helpful with feedback asynchronously and during office hours to help us clarify the topic and scope of our final project.
The overall effectiveness of this graduate student instructor was extremely effective. I felt comfortable reaching out to him for any concerns or questions and he accommodated our group's requests.

---

## DEPARTMENT PROVIDED COURSE QUESTIONS:

*Items in this section were selected by PB HLTH for inclusion on this evaluation.*

**We define CLIMATE as current attitudes, behaviors, and standards held by faculty, staff, and students concerning the access for, inclusion of, and level of respect for individuals. How comfortable were you with the climate in this class?**



We define CLIMATE as current attitudes, behaviors, and standards held by faculty, staff, and students concerning the access for, inclusion of, and level of respect for individuals. How comfortable were you with the climate in this class?

Options	Count	Percentage
1-Not at all	0	0.00%
2	0	0.00%
3	0	0.00%
4-Somewhat	1	3.70%
5	0	0.00%
6	7	25.93%
7-Very	19	70.37%
Statistics	Value	
Response Count	27	
Mean	6.63	
Median	7.00	
Standard Deviation	0.69	

**Please explain your rating of how comfortable you were with the climate in this class.**

Comments
The climate was good and I was comfortable.
I felt comfortable in this course to ask questions from the teaching team.
dont record discussions

**Please explain your course effectiveness rating.**

Comments
I think the course was very thoughtfully laid out.
I really appreciated both of the GSI's for making the videos for the class assignments. This helped tremendously in learning the subject. Further, both were available for our group project. My group met with Calvin and my discussion board was with Calvin and I thought he was great.
I really enjoyed the way the instructor and teaching team presented the course material. I would say that it would have been helpful to be provided an example of the sensitivity analysis example earlier in the course so as to build on each concept covered from the very beginning as opposed to crunching it all in the last two weeks of the course. My group and I felt this outline & expectations would have been helpful at the start of the course.