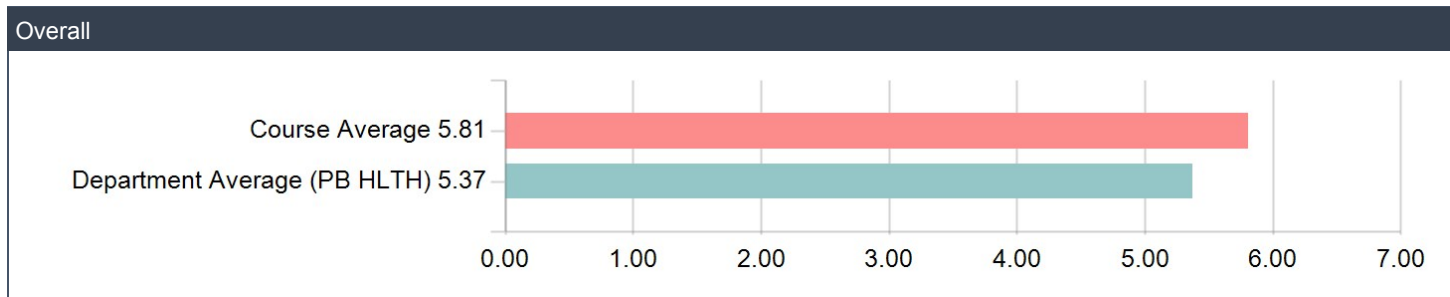


Project Title: **OOMPH Fall 2018 II Evaluations**

Course Audience: **49**
Responses Received: **26**
Response Ratio: **53.06%**

Evaluation of Course - Mandatory Question

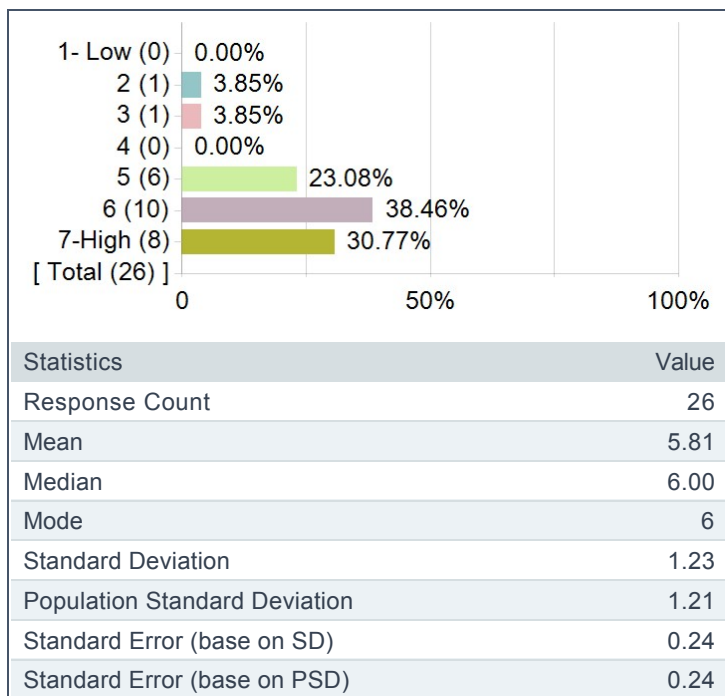
This question is used for performance evaluation. Considering both the limitations and possibilities of the subject matter and the course, how would you rate the overall effectiveness of this course?



This question is used for performance evaluation. Considering both the limitations and possibilities of the subject matter and the course, how would you rate the overall effectiveness of this course?

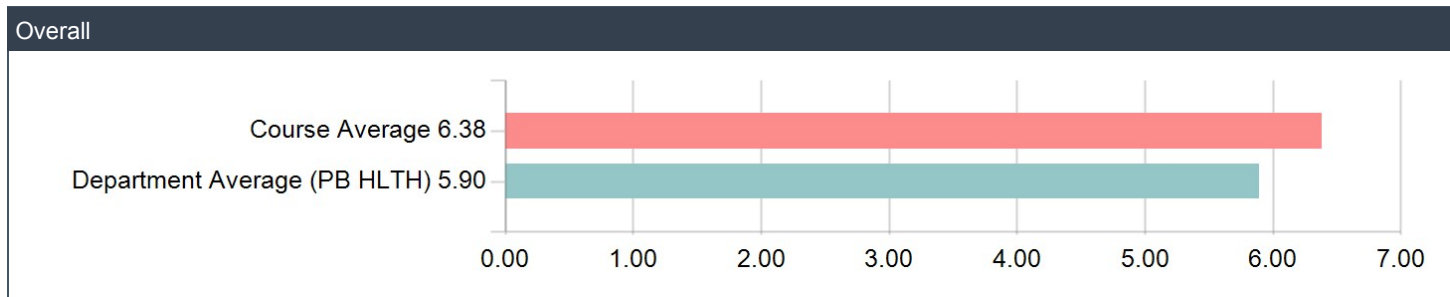
| Question | Course Average | | | | Department Average (PB HLTH) | | | |
|---|----------------|------|--------------------|--------|------------------------------|------|--------------------|--------|
| | Response Count | Mean | Standard Deviation | Median | Response Count | Mean | Standard Deviation | Median |
| Considering both the limitations and possibilities of the subject matter and the course, how would you rate the overall effectiveness of this course? | 26 | 5.81 | 1.23 | 6.00 | 131 | 5.37 | 1.42 | 6.00 |
| Overall | - | 5.81 | 1.23 | - | - | 5.37 | - | - |

This question is used for performance evaluation. Considering both the limitations and possibilities of the subject matter and the course, how would you rate the overall effectiveness of this course?



Evaluation of Instructor - Mandatory Question

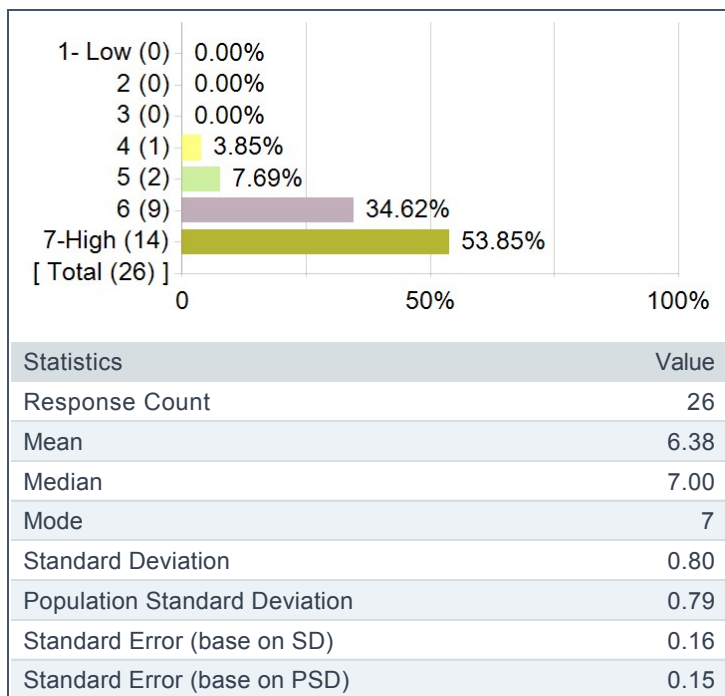
This question is used for performance evaluation. Considering both the limitations and possibilities of the subject matter and the course, how would you rate the overall effectiveness of this instructor?



This question is used for performance evaluation. Considering both the limitations and possibilities of the subject matter and the course, how would you rate the overall effectiveness of this instructor?


| Question | Course Average | | | | Department Average (PB HLTH) | | | |
|---|----------------|------|--------------------|--------|------------------------------|------|--------------------|--------|
| | Response Count | Mean | Standard Deviation | Median | Response Count | Mean | Standard Deviation | Median |
| Considering both the limitations and possibilities of the subject matter and the course, how would you rate the overall effectiveness of this instructor? | 26 | 6.38 | 0.80 | 7.00 | 210 | 5.90 | 1.20 | 6.00 |
| Overall | - | 6.38 | 0.80 | - | - | 5.90 | - | - |

This question is used for performance evaluation. Considering both the limitations and possibilities of the subject matter and the course, how would you rate the overall effectiveness of this instructor?



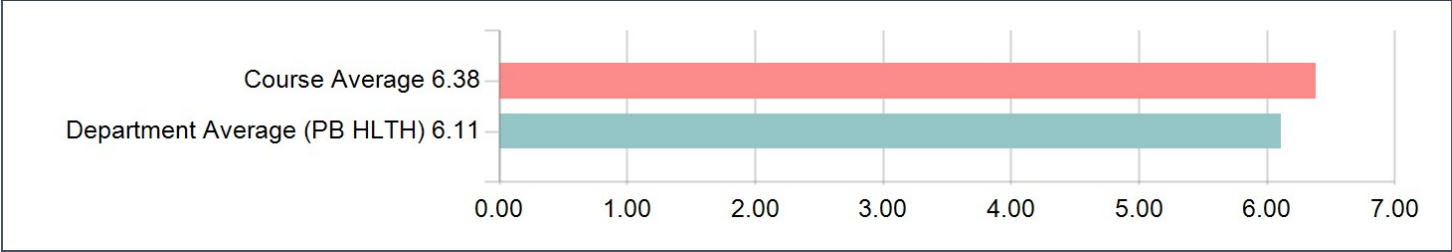
Evaluation of Course

Evaluation of the Course



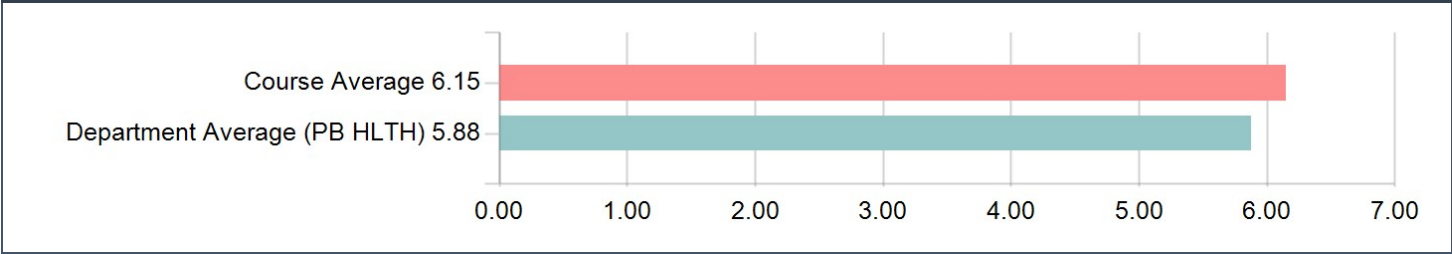
Evaluation of the Course (continued)

1. Was the aim of the course made clear?




Evaluation of the Course (continued)

2. How well did the course attain its stated objectives?



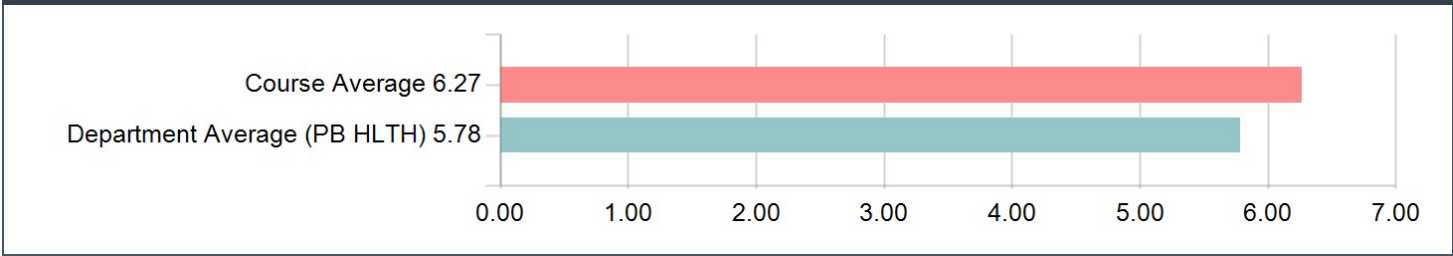
Evaluation of the Course (continued)

3. Was the course as a whole well organized?




Evaluation of the Course (continued)

4. Were the assignments helpful to your understanding of the course material?



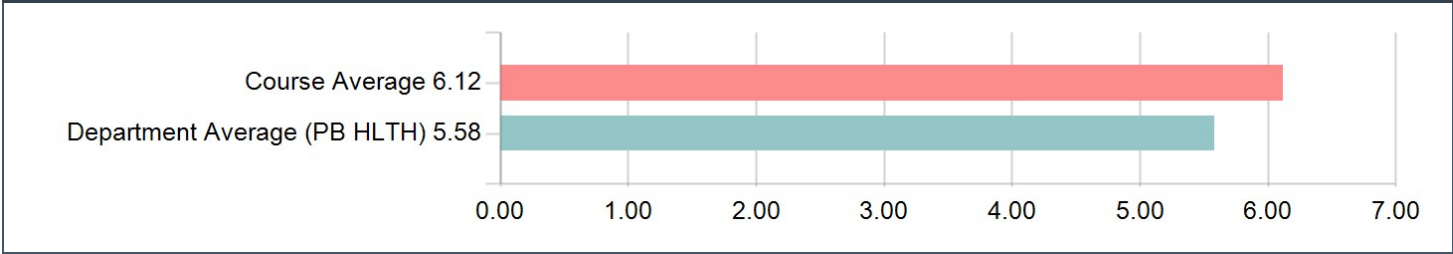
Evaluation of the Course (continued)

5. Did you have adequate opportunity to interact with instructors?

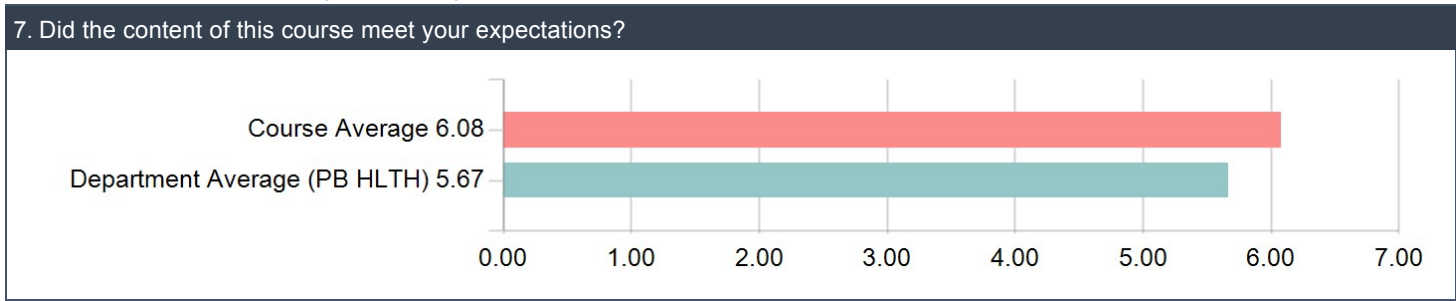


Evaluation of the Course (continued)

6. Was your performance in this class adequately assessed?



Evaluation of the Course (continued)

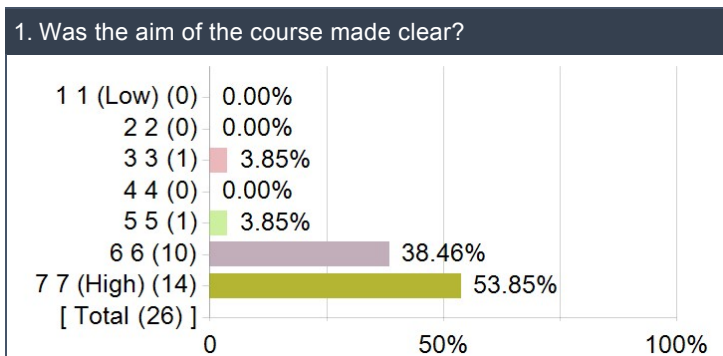


Evaluation of the Course

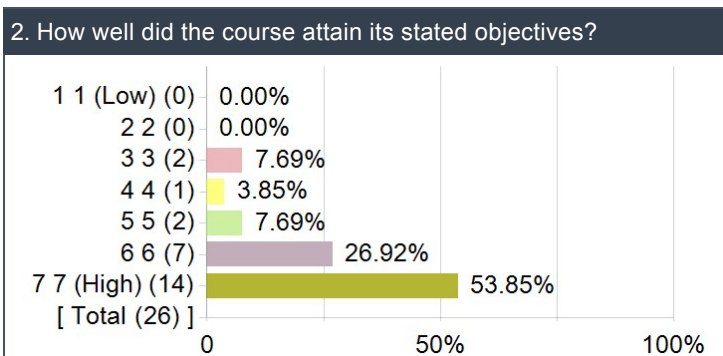
| Question | Course Average | | | | Department Average (PB HLTH) | | | |
|--|----------------|------|--------------------|--------|------------------------------|------|--------------------|--------|
| | Response Count | Mean | Standard Deviation | Median | Response Count | Mean | Standard Deviation | Median |
| Was the aim of the course made clear? | 26 | 6.38 | 0.90 | 7.00 | 131 | 6.11 | 1.20 | 7.00 |
| How well did the course attain its stated objectives? | 26 | 6.15 | 1.22 | 7.00 | 131 | 5.88 | 1.28 | 6.00 |
| Was the course as a whole well organized? | 26 | 6.31 | 1.12 | 7.00 | 129 | 5.50 | 1.56 | 6.00 |
| Were the assignments helpful to your understanding of the course material? | 26 | 6.27 | 1.04 | 7.00 | 130 | 5.78 | 1.32 | 6.00 |
| Did you have adequate opportunity to interact with instructors? | 24 | 6.33 | 1.01 | 7.00 | 127 | 5.82 | 1.37 | 6.00 |
| Was your performance in this class adequately assessed? | 26 | 6.12 | 1.37 | 7.00 | 130 | 5.58 | 1.51 | 6.00 |
| Did the content of this course meet your expectations? | 26 | 6.08 | 1.32 | 7.00 | 129 | 5.67 | 1.49 | 6.00 |
| Overall | - | 6.24 | 1.14 | - | - | 5.76 | - | - |

Evaluation of the Course

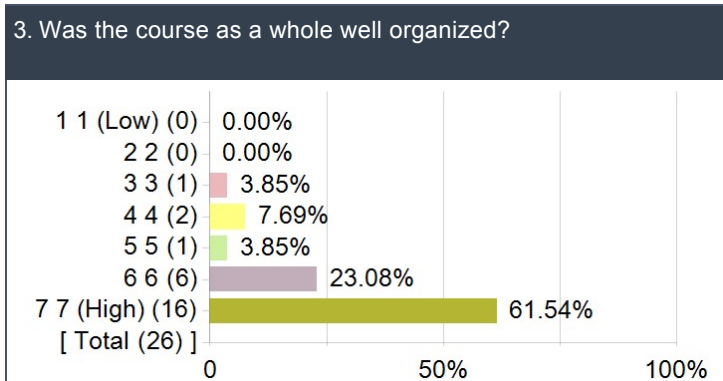
| Competency Statistics | Value |
|-------------------------------|-------|
| Mean | 6.23 |
| Median | 7.00 |
| Mode | 7 |
| Standard Deviation | 1.14 |
| Standard Error (base on SD) | 0.08 |
| Population Standard Deviation | 1.14 |
| Standard Error (base on PSD) | 0.08 |



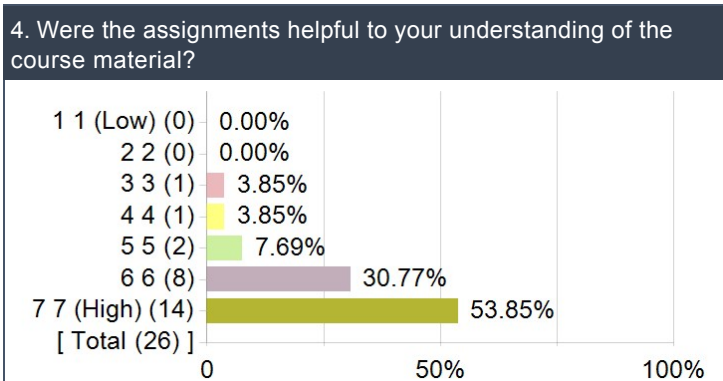
| Statistics | Value |
|-------------------------------|-------|
| Response Count | 26 |
| Mean | 6.38 |
| Median | 7.00 |
| Mode | 7 |
| Standard Deviation | 0.90 |
| Population Standard Deviation | 0.88 |
| Standard Error (base on SD) | 0.18 |
| Standard Error (base on PSD) | 0.17 |



| Statistics | Value |
|-------------------------------|-------|
| Response Count | 26 |
| Mean | 6.15 |
| Median | 7.00 |
| Mode | 7 |
| Standard Deviation | 1.22 |
| Population Standard Deviation | 1.20 |
| Standard Error (base on SD) | 0.24 |
| Standard Error (base on PSD) | 0.24 |

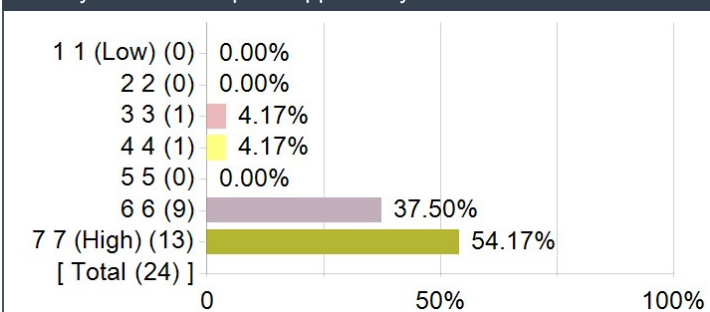


| Statistics | Value |
|-------------------------------|-------|
| Response Count | 26 |
| Mean | 6.31 |
| Median | 7.00 |
| Mode | 7 |
| Standard Deviation | 1.12 |
| Population Standard Deviation | 1.10 |
| Standard Error (base on SD) | 0.22 |
| Standard Error (base on PSD) | 0.22 |



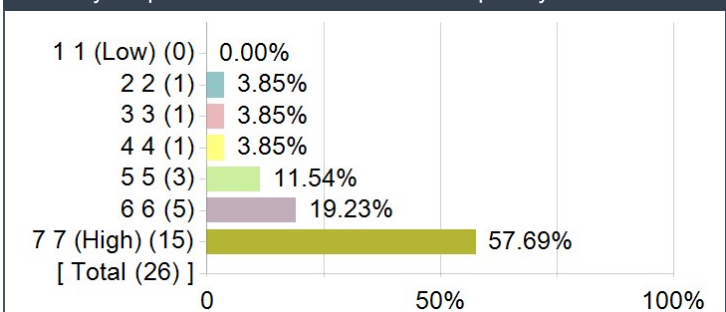
| Statistics | Value |
|-------------------------------|-------|
| Response Count | 26 |
| Mean | 6.27 |
| Median | 7.00 |
| Mode | 7 |
| Standard Deviation | 1.04 |
| Population Standard Deviation | 1.02 |
| Standard Error (base on SD) | 0.20 |
| Standard Error (base on PSD) | 0.20 |

5. Did you have adequate opportunity to interact with instructors?



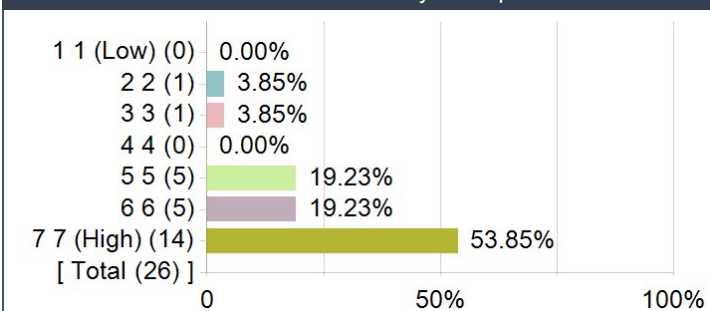
| Statistics | Value |
|-------------------------------|-------|
| Response Count | 24 |
| Mean | 6.33 |
| Median | 7.00 |
| Mode | 7 |
| Standard Deviation | 1.01 |
| Population Standard Deviation | 0.99 |
| Standard Error (base on SD) | 0.21 |
| Standard Error (base on PSD) | 0.20 |

6. Was your performance in this class adequately assessed?




| Statistics | Value |
|-------------------------------|-------|
| Response Count | 26 |
| Mean | 6.12 |
| Median | 7.00 |
| Mode | 7 |
| Standard Deviation | 1.37 |
| Population Standard Deviation | 1.34 |
| Standard Error (base on SD) | 0.27 |
| Standard Error (base on PSD) | 0.26 |

7. Did the content of this course meet your expectations?



| Statistics | Value |
|-------------------------------|-------|
| Response Count | 26 |
| Mean | 6.08 |
| Median | 7.00 |
| Mode | 7 |
| Standard Deviation | 1.32 |
| Population Standard Deviation | 1.30 |
| Standard Error (base on SD) | 0.26 |
| Standard Error (base on PSD) | 0.25 |

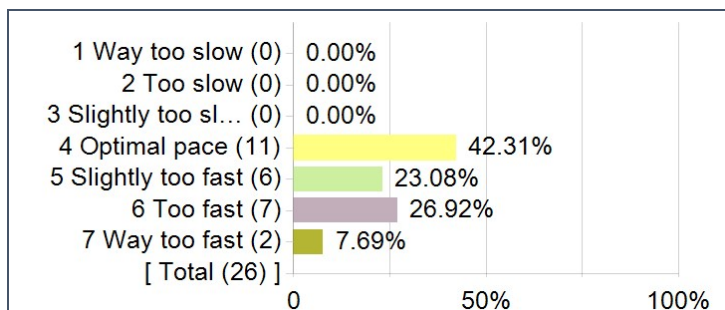
How was the pace of this course?



How was the pace of this course?

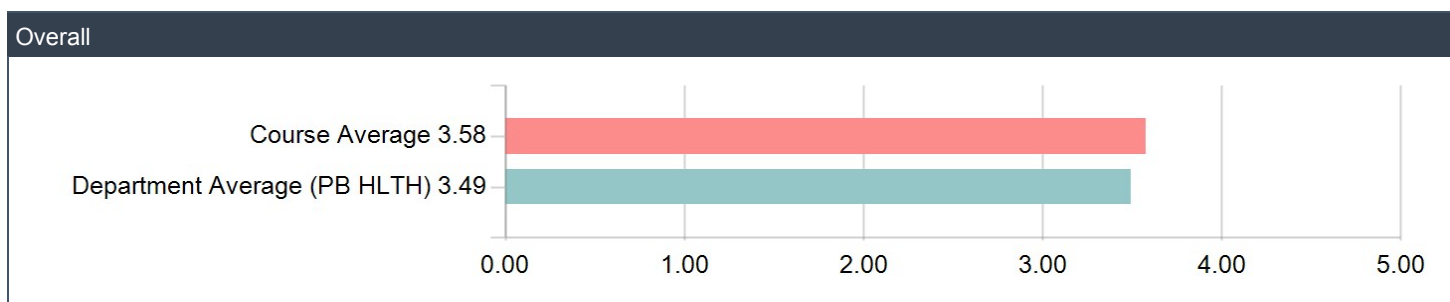
| Question | Course Average | | | | Department Average (PB HLTH) | | | |
|----------------------------------|----------------|------|--------------------|--------|------------------------------|------|--------------------|--------|
| | Response Count | Mean | Standard Deviation | Median | Response Count | Mean | Standard Deviation | Median |
| How was the pace of this course? | 26 | 5.00 | 1.02 | 5.00 | 129 | 4.84 | 0.96 | 5.00 |
| Overall | - | 5.00 | 1.02 | - | - | 4.84 | - | - |

How was the pace of this course?



| Statistics | Value |
|-------------------------------|-------|
| Response Count | 26 |
| Mean | 5.00 |
| Median | 5.00 |
| Mode | 4 |
| Standard Deviation | 1.02 |
| Population Standard Deviation | 1.00 |
| Standard Error (base on SD) | 0.20 |
| Standard Error (base on PSD) | 0.20 |

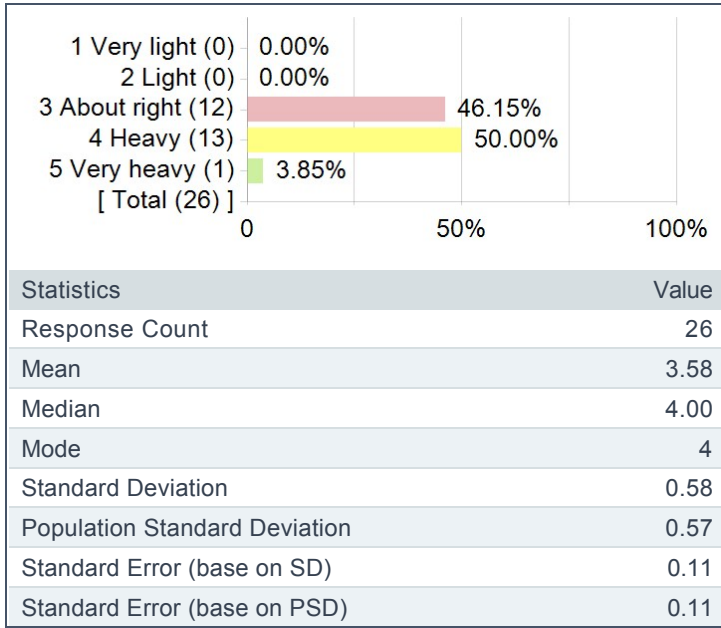
How was the workload of this course?



How was the workload of this course?

| Question | Course Average | | | | Department Average (PB HLTH) | | | |
|--------------------------------------|----------------|------|--------------------|--------|------------------------------|------|--------------------|--------|
| | Response Count | Mean | Standard Deviation | Median | Response Count | Mean | Standard Deviation | Median |
| How was the workload of this course? | 26 | 3.58 | 0.58 | 4.00 | 128 | 3.49 | 0.69 | 3.00 |
| Overall | - | 3.58 | 0.58 | - | - | 3.49 | - | - |

How was the workload of this course?



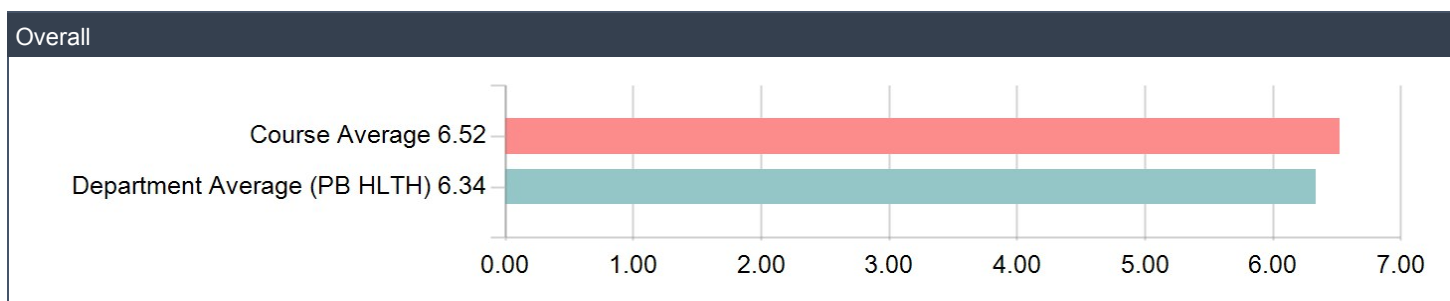
What is your estimate of the average number of hours per week you spent on course activities?

| Comments |
|----------|
| 7 |
| 15 |
| 10 |
| 20 |
| 15 |
| 15 |
| 20 |
| 5 |
| 15 |
| 15 |
| 24 |
| 16 |
| 10 |
| 8 |
| 8 |
| 6 |
| 15 |
| 20 |
| 20 |
| 30 |
| 30 |
| 24 |
| 15 |
| 30 |

Comments and recommendations regarding the distribution of work in this course.

| Comments |
|---|
| The content is very rich and of a very high level. Individuals with minimal economics background, like myself and others in my group, struggled to keep pace and understand the concepts being taught. This would probably a great class for someone who understands the many complexities and intricacies of upper level economics but others, like myself, struggled. |
| I appreciated when the teaching team highlighted the important sections of the heavy reading. |
| It was appropriate |
| LECTURES ARE VERY LONG. |
| The first three weeks were really heavy in terms of content, and it was easy to get lost or behind. However, I don't know that there would be any better way to distribute the content, and the professor was really mindful of spacing out assignments and deadlines so as not to overwhelm. |
| Too heavy on front end– was hard to catch up since I had never taken an econ course before! |
| There is a lot of dense reading, but it is necessary to understand the concepts and complete assignments. |
| Weekly workload was reasonable. It was towards the end of the course that it became hard to keep track of what assignments were due and when because of the presentation, peer feedback, final paper, and also the final exam all being due within a week. |
| For group project, perhaps the group members could be selected based on geography as much as possible (for ease of communication between group members – the communication is more difficult if they are in different time zones) |
| This class was very well organized and planned out. My only thought is having a problem set, final, presentation, and paper all due within a week of each other might have been a bit of an overload. I did appreciate Dr. Fulton cutting down the lecture material of week 7. |
| Please consider restructuring the assignments and their due dates. This class could have a midterm after week 4, submission of a paper and a presentation to substitute the final exam. This was more than I bargained for. Good curriculum but I think I need to review it a few more times to really grasp it properly. |
| There were too many concepts covered in this course, and too many types of activities (paper / debate / discussions / quizzes / problem set). I think the course was intentionally structured but just trying to do too much. I would recommend cutting either the debate or the paper from this class and streamlining the content to moderate the pace. |
| Fairly evenly spaced throughout the course, with the exception of the group project presentation and final being in the same week. |
| Liked how individual and group projects were timed, alternate weeks for submission made it easy |
| For week 7 and 8, Take out the group presentation or peer group review so we can focus on the final |

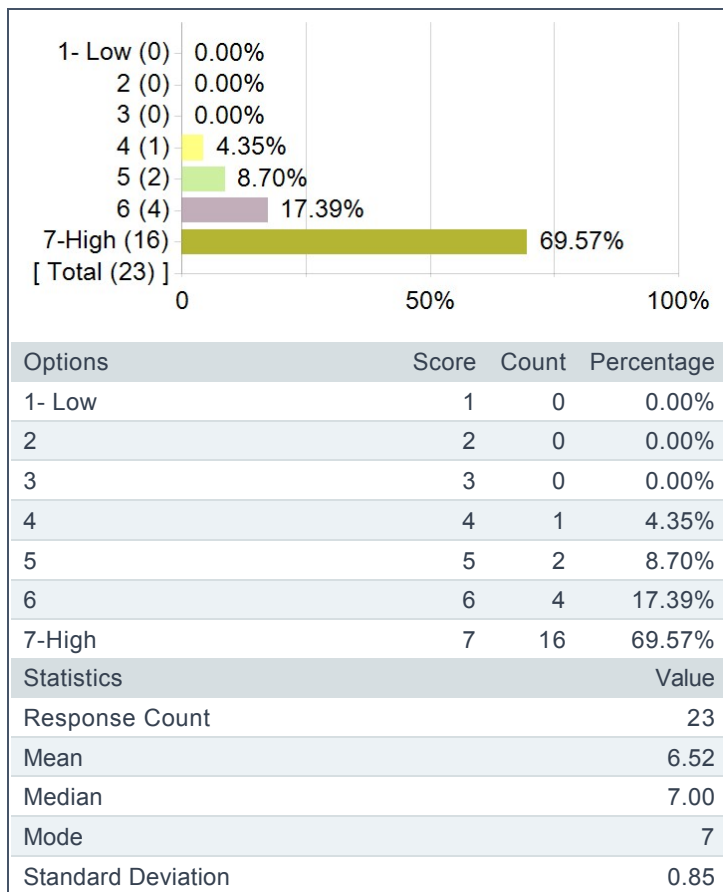
We define CLIMATE as current attitudes, behaviors, and standards held by faculty, staff, and students concerning the access for, inclusion of, and level of respect for individuals. How comfortable were you with the climate in this class?



We define CLIMATE as current attitudes, behaviors, and standards held by faculty, staff, and students concerning the access for, inclusion of, and level of respect for individuals. How comfortable were you with the climate in this class? Please comment.

| Question | Course Average | | | | Department Average (PB HLTH) | | | |
|---|----------------|------|--------------------|--------|------------------------------|------|--------------------|--------|
| | Response Count | Mean | Standard Deviation | Median | Response Count | Mean | Standard Deviation | Median |
| We define CLIMATE as current attitudes, behaviors, and standards held by faculty, staff, and students concerning the access for, inclusion of, and level of respect for individuals. How comfortable were you with the climate in this class? | 23 | 6.52 | 0.85 | 7.00 | 112 | 6.34 | 1.14 | 7.00 |

We define CLIMATE as current attitudes, behaviors, and standards held by faculty, staff, and students concerning the access for, inclusion of, and level of respect for individuals. How comfortable were you with the climate in this class? Please comment.



We define CLIMATE as current attitudes, behaviors, and standards held by faculty, staff, and students concerning the access for, inclusion of, and level of respect for individuals. How comfortable were you with the climate in this class? Please comment. (Comments)

| Comment |
|---------------|
| [No Response] |

Evaluation of Instructor

Instructor: Brent D FULTON

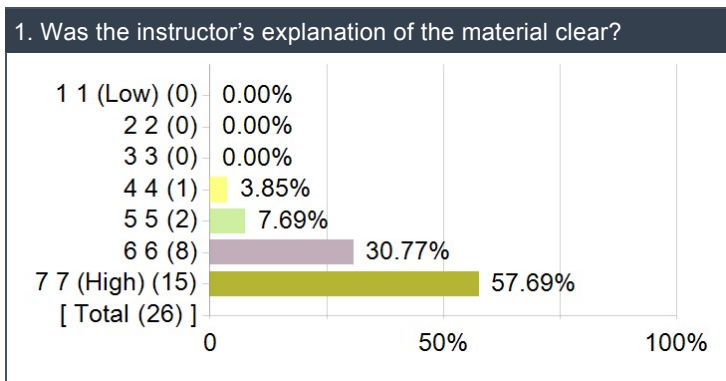


Instructor: Brent D FULTON

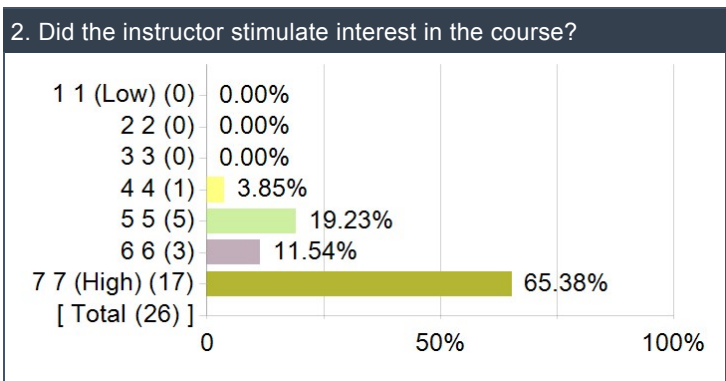
| Question | Course Average | | | | Department Average (PB HLTH) | | | |
|--|----------------|------|--------------------|--------|------------------------------|------|--------------------|--------|
| | Response Count | Mean | Standard Deviation | Median | Response Count | Mean | Standard Deviation | Median |
| Was the instructor's explanation of the material clear? | 26 | 6.42 | 0.81 | 7.00 | 202 | 6.04 | 1.25 | 7.00 |
| Did the instructor stimulate interest in the course? | 26 | 6.38 | 0.94 | 7.00 | 202 | 5.91 | 1.34 | 6.00 |
| Was the instructor appropriately responsive to student questions and comments (responses within 48 hours)? | 24 | 6.79 | 0.66 | 7.00 | 161 | 6.23 | 1.27 | 7.00 |
| Did the instructor respond fairly to alternative viewpoints? | 23 | 6.78 | 0.67 | 7.00 | 143 | 6.34 | 1.09 | 7.00 |
| Was the instructor competent in the area covered by the course? | 26 | 6.77 | 0.65 | 7.00 | 201 | 6.56 | 0.82 | 7.00 |
| Was your performance in this class adequately assessed? | 26 | 6.42 | 0.90 | 7.00 | 189 | 5.99 | 1.39 | 7.00 |
| Overall | - | 6.58 | 0.79 | - | - | 6.18 | - | - |

Instructor: Brent D FULTON

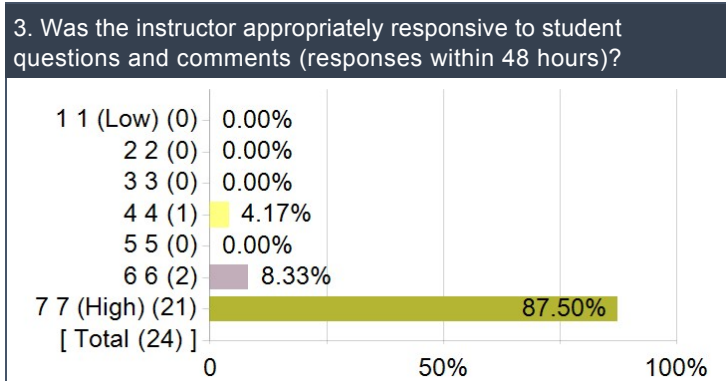
| Competency Statistics | Value |
|-------------------------------|-------|
| Mean | 6.60 |
| Median | 7.00 |
| Mode | 7 |
| Standard Deviation | 0.79 |
| Standard Error (base on SD) | 0.06 |
| Population Standard Deviation | 0.79 |
| Standard Error (base on PSD) | 0.06 |



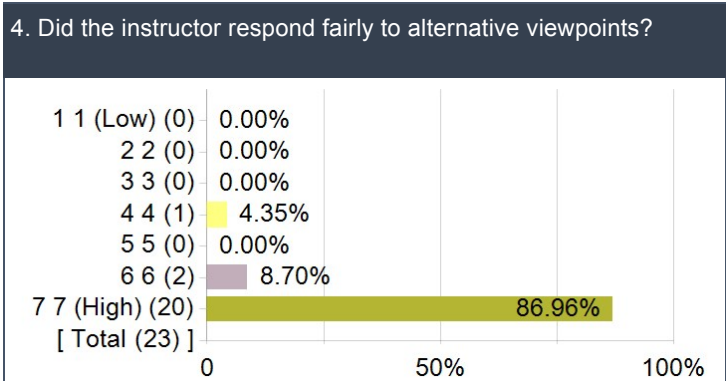
| Statistics | Value |
|-------------------------------|-------|
| Response Count | 26 |
| Mean | 6.42 |
| Median | 7.00 |
| Mode | 7 |
| Standard Deviation | 0.81 |
| Population Standard Deviation | 0.79 |
| Standard Error (base on SD) | 0.16 |
| Standard Error (base on PSD) | 0.16 |



| Statistics | Value |
|-------------------------------|-------|
| Response Count | 26 |
| Mean | 6.38 |
| Median | 7.00 |
| Mode | 7 |
| Standard Deviation | 0.94 |
| Population Standard Deviation | 0.92 |
| Standard Error (base on SD) | 0.18 |
| Standard Error (base on PSD) | 0.18 |

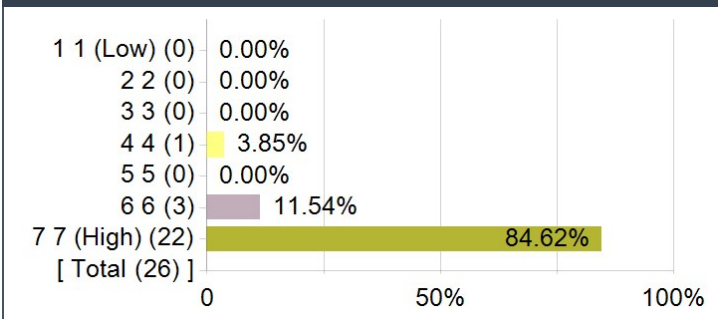


| Statistics | Value |
|-------------------------------|-------|
| Response Count | 24 |
| Mean | 6.79 |
| Median | 7.00 |
| Mode | 7 |
| Standard Deviation | 0.66 |
| Population Standard Deviation | 0.64 |
| Standard Error (base on SD) | 0.13 |
| Standard Error (base on PSD) | 0.13 |



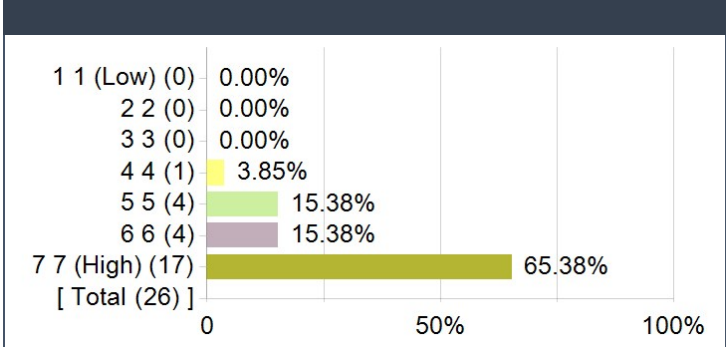
| Statistics | Value |
|-------------------------------|-------|
| Response Count | 23 |
| Mean | 6.78 |
| Median | 7.00 |
| Mode | 7 |
| Standard Deviation | 0.67 |
| Population Standard Deviation | 0.66 |
| Standard Error (base on SD) | 0.14 |
| Standard Error (base on PSD) | 0.14 |

5. Was the instructor competent in the area covered by the course?



| Statistics | Value |
|-------------------------------|-------|
| Response Count | 26 |
| Mean | 6.77 |
| Median | 7.00 |
| Mode | 7 |
| Standard Deviation | 0.65 |
| Population Standard Deviation | 0.64 |
| Standard Error (base on SD) | 0.13 |
| Standard Error (base on PSD) | 0.13 |

6. Was your performance in this class adequately assessed?

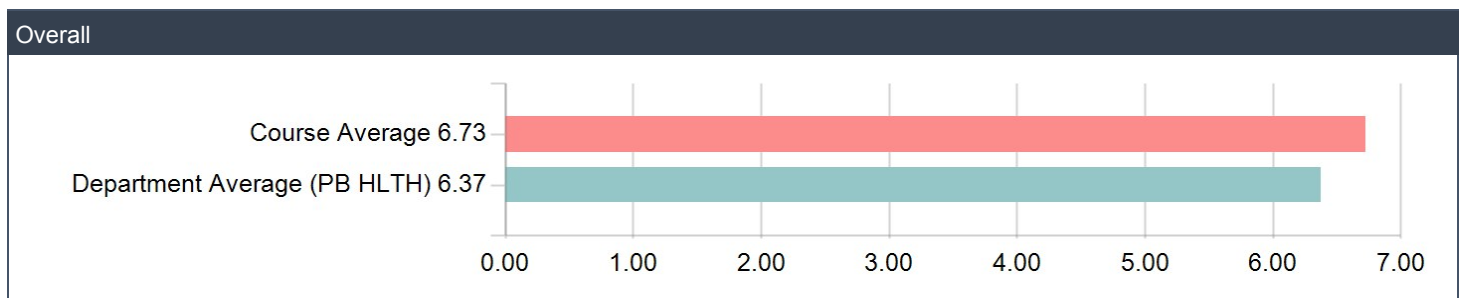


| Statistics | Value |
|-------------------------------|-------|
| Response Count | 26 |
| Mean | 6.42 |
| Median | 7.00 |
| Mode | 7 |
| Standard Deviation | 0.90 |
| Population Standard Deviation | 0.88 |
| Standard Error (base on SD) | 0.18 |
| Standard Error (base on PSD) | 0.17 |

Comments and recommendations regarding teaching effectiveness, responsiveness to students, and suggestions for improvement.

| Comments |
|--|
| Professor and TA's were very enthusiastic about the material and extremely responsive. Thank you! |
| Great guy and lectures were intriguing but the content was so above my head at times. All the technical economic jargon was a lot to comprehend at times. Simplify. |
| Brent was very responsive to mid-term feedback. However, while there was a genuine effort to explain "why should we care", or "why is this important", I still really don't see the "utility" in my real world. |
| I do not have any suggestions for improvement because I found the instructor to be very helpful and easy to work with. |
| This was my second class with Brent, and he continues to be one of the best organized instructors I've experienced in the OOMPH program. I really appreciate the annotated syllabus and the attention to modulating the workload, as well as his responsiveness to student questions and concerns. |
| So grateful for Dr. Fulton's dedication to lecturing and really contributing to learning in this course! |
| The instruction team is very responsive and considerate toward the students' concerns. |
| Dr. Fulton was wonderful. I was very nervous about this course as the last time I took an economics course was almost a decade ago in high school. I never took economics in undergrad and I also didn't do as well as I would've liked in Kim MacPherson's Healthcare Finance course so I had some anxieties about this class. But Dr. Fulton's lecture are very thorough and succinct. He makes it very clear what he wants you to understand about each topic and he explains each concept using words, graphs, and numbers to appeal to all different learning styles. |
| This is the best-organized class so far, the readers were very well structured and to the point, the video lectures very helpful and Dr Fulton's guidance and suggestions were spot-on. Dr Fulton has a wonderful pedagogical approach and it was a pleasure for me to take this course. |
| Great teacher and communicator. |
| The lecture videos are filled with great info, but what I've noticed with most OOMPH courses is that the professors speak as if they are reading notes and not as if they are conversing in a lecture hall. I have to stop and repeat sections frequently. Maybe have a weekly teaching session where the objectives/content are reviewed without the students having to bring/present questions. My opinion, students don't attend office hours because we're asked to explain things in front of our peers. However, most students haven't mastered the material, that's why we're in school. Office hours can be intimidating for an introverted or insecure student. |
| Interest rating is probably less about instructor's effectiveness and more about content and how it is structured (see content comments later in eval). I really appreciated Professor Fulton's enthusiasm for the material and attempts to help us understand it. |
| Professor Fulton's class was excellent! Thank you! |
| Brent did a great job explaining concepts that are relatively hard and new to many |
| Great professor! Very knowledgeable and responsive |


How well did the instructor engage respectfully with the values and priorities of communities and individuals that are different from their own? (When completing this evaluation for a GSI, please note that "instructor" refers to your GSI/course facilitator - you need only answer for the GSIs/course facilitators with whom you interacted).



How well did the instructor engage respectfully with the values and priorities of communities and individuals that are different from their own? (When completing this evaluation for a GSI, please note that "instructor" refers to your GSI/course facilitator - you need only answer for the GSIs/course facilitators with whom you interacted).

| Question | Course Average | | | | Department Average (PB HLTH) | | | |
|---|----------------|------|--------------------|--------|------------------------------|------|--------------------|--------|
| | Response Count | Mean | Standard Deviation | Median | Response Count | Mean | Standard Deviation | Median |
| How well did the instructor engage respectfully with the values and priorities of communities and individuals that are different from their own? (When completing this evaluation for a GSI, please note that "instructor" refers to your GSI/course facilitator - you need only answer for the GSIs/course facilitators with whom you interacted). | 22 | 6.73 | 0.70 | 7.00 | 244 | 6.37 | 1.04 | 7.00 |
| Overall | - | 6.73 | 0.70 | - | - | 6.37 | - | - |

How well did the instructor engage respectfully with the values and priorities of communities and individuals that are different from their own? (When completing this evaluation for a GSI, please note that "instructor" refers to your GSI/course facilitator - you need only answer for the GSIs/course facilitators with whom you interacted).




How well did the instructor engage respectfully with the values and priorities of communities and individuals that are different from their own? (When completing this evaluation for a GSI, please note that "instructor" refers to your GSI/course facilitator - you need only answer for the GSIs/course facilitators with whom you interacted). (Comments)

| Comment |
|---------------|
| [No Response] |

Instructional Support Rating

Instructional Support Rating



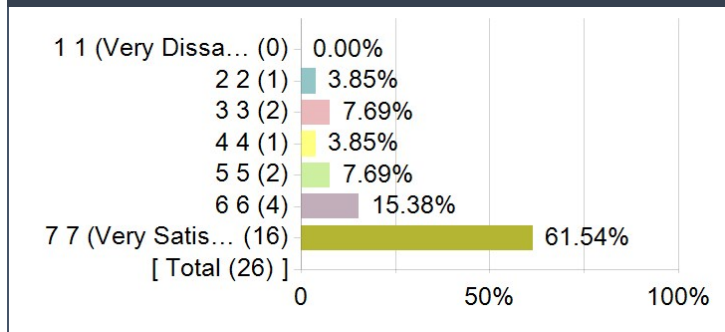
Instructional Support Rating

| Question | Course Average | | | | Department Average (PB HLTH) | | | |
|--|----------------|------|--------------------|--------|------------------------------|------|--------------------|--------|
| | Response Count | Mean | Standard Deviation | Median | Response Count | Mean | Standard Deviation | Median |
| Were you satisfied with the level of instructional support provided for this course? | 26 | 6.08 | 1.49 | 7.00 | 127 | 5.69 | 1.41 | 6.00 |
| Were you satisfied with the quality of interaction with your classmates? | 24 | 5.96 | 1.04 | 6.00 | 118 | 5.68 | 1.41 | 6.00 |
| Overall | - | 5.96 | 1.29 | - | - | 5.68 | - | - |

Instructional Support Rating

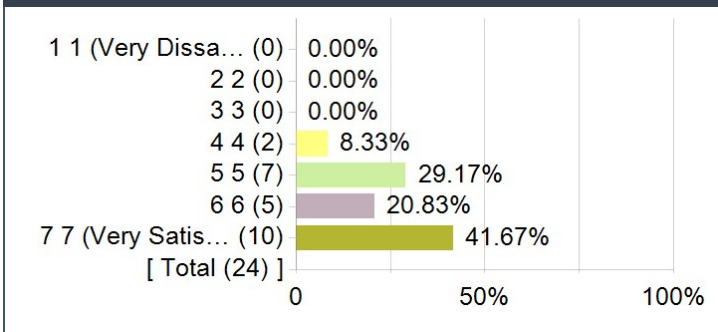
| Competency Statistics | Value |
|-------------------------------|-------|
| Mean | 6.02 |
| Median | 7.00 |
| Mode | 7 |
| Standard Deviation | 1.29 |
| Standard Error (base on SD) | 0.18 |
| Population Standard Deviation | 1.27 |
| Standard Error (base on PSD) | 0.18 |

1. Were you satisfied with the level of instructional support provided for this course?



| Statistics | Value |
|-------------------------------|-------|
| Response Count | 26 |
| Mean | 6.08 |
| Median | 7.00 |
| Mode | 7 |
| Standard Deviation | 1.49 |
| Population Standard Deviation | 1.47 |
| Standard Error (base on SD) | 0.29 |
| Standard Error (base on PSD) | 0.29 |

2. Were you satisfied with the quality of interaction with your classmates?



| Statistics | Value |
|-------------------------------|-------|
| Response Count | 24 |
| Mean | 5.96 |
| Median | 6.00 |
| Mode | 7 |
| Standard Deviation | 1.04 |
| Population Standard Deviation | 1.02 |
| Standard Error (base on SD) | 0.21 |
| Standard Error (base on PSD) | 0.21 |

Course Access

Course Access



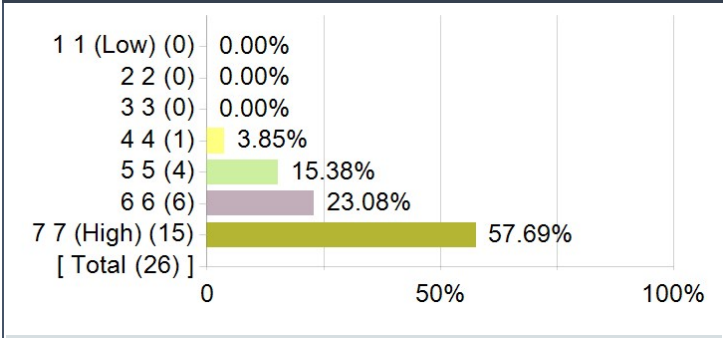
Course Access

| Question | Department Average (PB HLTH) | | | | Course Average | | | |
|---|------------------------------|------|--------------------|--------|----------------|------|--------------------|--------|
| | Response Count | Mean | Standard Deviation | Median | Response Count | Mean | Standard Deviation | Median |
| Were the online lecture presentations easy to find and view? | 127 | 6.28 | 1.05 | 7.00 | 26 | 6.35 | 0.89 | 7.00 |
| Did the online tools used in this course support interaction with classmates? | 125 | 5.89 | 1.35 | 6.00 | 26 | 6.19 | 0.90 | 6.00 |
| Were you satisfied with the instructions for accessing information, submitting assignments and locating tools used in the course? | 127 | 5.85 | 1.37 | 6.00 | 26 | 6.46 | 0.95 | 7.00 |
| Overall | - | 6.00 | - | - | - | 6.33 | 0.91 | - |

Course Access

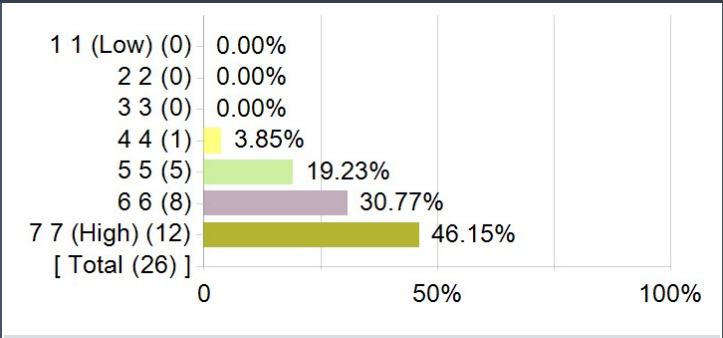
| Competency Statistics | Value |
|-------------------------------|-------|
| Mean | 6.33 |
| Median | 7.00 |
| Mode | 7 |
| Standard Deviation | 0.91 |
| Standard Error (base on SD) | 0.10 |
| Population Standard Deviation | 0.90 |
| Standard Error (base on PSD) | 0.10 |

1. Were the online lecture presentations easy to find and view?



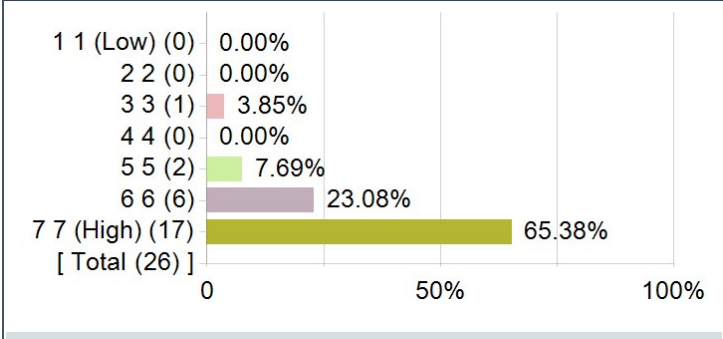
| Statistics | Value |
|-------------------------------|-------|
| Response Count | 26 |
| Mean | 6.35 |
| Median | 7.00 |
| Mode | 7 |
| Standard Deviation | 0.89 |
| Population Standard Deviation | 0.87 |
| Standard Error (base on SD) | 0.17 |
| Standard Error (base on PSD) | 0.17 |

2. Did the online tools used in this course support interaction with classmates?



| Statistics | Value |
|-------------------------------|-------|
| Response Count | 26 |
| Mean | 6.19 |
| Median | 6.00 |
| Mode | 7 |
| Standard Deviation | 0.90 |
| Population Standard Deviation | 0.88 |
| Standard Error (base on SD) | 0.18 |
| Standard Error (base on PSD) | 0.17 |

3. Were you satisfied with the instructions for accessing information, submitting assignments and locating tools used in the course?



| Statistics | Value |
|-------------------------------|-------|
| Response Count | 26 |
| Mean | 6.46 |
| Median | 7.00 |
| Mode | 7 |
| Standard Deviation | 0.95 |
| Population Standard Deviation | 0.93 |
| Standard Error (base on SD) | 0.19 |
| Standard Error (base on PSD) | 0.18 |

Open-Ended Questions Regarding the Course

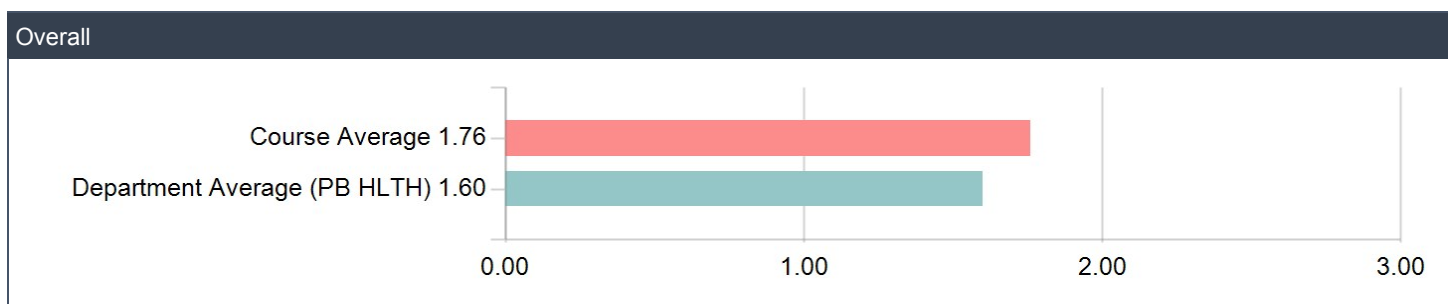
Comments and recommendations regarding the use of technology in this course or the technological support provided by the program.

| Comments |
|--|
| Thank you for not piloting any new platforms or gimmicks! Just good old fashioned reading, engaging, and presenting.....love it! |
| It was great! |
| Discussion forums weren't as robust as it has been in previous classes– could be just that we're mostly in the tail end of our time with the program now |
| Material was provided ahead of time which was great! |
| Easy to follow and submit |
| Format was fine. No complaints. |
| The box folder was a little confusing, maybe because I am new to it. I appreciate direct links. |

Comments and recommendations regarding the quality of interaction in this course and how interactions can be improved. Please feel free to comment on both student-student and student-instructor interactions, synchronous and asynchronous.

| Comments |
|---|
| Student–student interaction was very helpful and was greatly encouraged by the teaching team. Instructors were also very helpful in explaining the course content and problem sets |
| My group members left much to be desired, but that's not the fault of the teaching team. |
| Groups need to be monitored for interactions between students. If students notify instructors that other students are truly a problem, I think Deb or Evan should get involved to address OOMPH expectations. Those student interactions can be taxing and really impact group morale. |
| Interactions in discussion felt forced at times with meeting the Saturday deadlines and Monday response deadlines. Group project felt forced as well, which I don't necessarily see the value in for the class. Though the discussions felt forced, I do feel these discussions solidified some of the more difficult topics in the class lectures. |

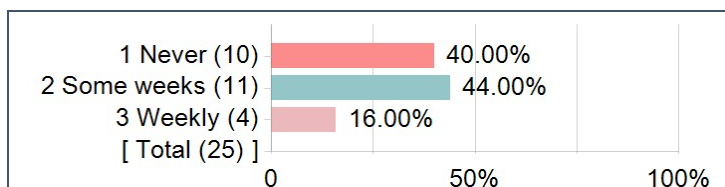
How often did you attend office hours?



How often did you attend office hours?

| Question | Course Average | | | | Department Average (PB HLTH) | | | |
|--|----------------|------|--------------------|--------|------------------------------|------|--------------------|--------|
| | Response Count | Mean | Standard Deviation | Median | Response Count | Mean | Standard Deviation | Median |
| How often did you attend office hours? | 25 | 1.76 | 0.72 | 2.00 | 120 | 1.60 | 0.69 | 1.00 |
| Overall | - | 1.76 | 0.72 | - | - | 1.60 | - | - |

How often did you attend office hours?



| Statistics | Value |
|-------------------------------|-------|
| Response Count | 25 |
| Mean | 1.76 |
| Median | 2.00 |
| Mode | 2 |
| Standard Deviation | 0.72 |
| Population Standard Deviation | 0.71 |
| Standard Error (base on SD) | 0.14 |
| Standard Error (base on PSD) | 0.14 |

Comments and recommendations regarding office hours: are there any particular changes that you think would improve the use of office hours in this course?

| Comments |
|---|
| They were very productive and informative |
| Office Hours with Nianyi were great. My only suggestion is to have a poll before office hours to get feedback on what students want to discuss during office so we can better structure office hours to be more effective and to target areas that students need help with. |
| Office hours are always better held around submission dates—thank you for changing that! Please try to implement breakout sessions in every course so the professor can explain key concepts in real time and allow the students to ask questions in real time. Please |
| N/A |
| Have the problem sets more relevant to the lecture. Also, there seem to be tough grading on problem sets and group assignments. |

Comments and recommendations regarding conduct of this course (e.g., course materials, course tools, assignments, load, etc.) and its contribution to the curriculum of the program.

| Comments |
|--|
| Very organized. |
| The course material was helpful in understanding and solidifying the concepts |
| The weekly readers were extremely well–organized with an overview slide at the beginning, then breaking up each section, then wrapping up the lecture with a summary slide. It was very conducive to my learning of the material. |
| Review the amount due in weeks 7 and 8 please. It's truly heavy. |
| At times this course felt like there was so much emphasis on technical aspects of microeconomics (e.g. this goes number goes up, this one goes down) that 'health' seemed to get lost in the shuffle. As a public health student I am not sure I truly got to 'why I should care' in this class . . . it may have been in the content but just felt overwhelmed by the technical material. |
| This class also might benefit from a more structured run–up to the final deliverable. If we had some assignments to create a bridge from general content to 'figure out microeconomic arguments for complex real life mergers' that would be helpful (ex: an assignment on graphing competition in your market). |
| Problem sets were really helpful in synthesizing the material. I appreciated what seemed like a deliberate attempt to balance weeks with group assignments and weeks with individual assignments (minus the last few week, where assignments / final were too crowded together). |
| Weekly readers are always a plus! Thank you. |

What have you learned in this course that will be useful as you move forward with your career?

| Comments |
|---|
| Finally someone had the guts to state that there is too much co-insurance in the U.S., diminishing utility of more healthcare, and acknowledge that 100% complete equity is not an objective that everyone supports. Thank you for understanding, if not supporting, this minority view. Thank you Brent. |
| Absolutely. |
| Understanding supply/demand concepts at an organizational level |
| Core concepts of health economics and how the interests of different stakeholders interact and drive the healthcare industry. |
| M&A |
| This course was really important for learning how to think about the healthcare market, but may not be directly useful for me. In any case, it was very interesting and taught me a different, important way to look at policy. |
| Yes, economic analysis is always useful in all aspects of my personal and professional life |
| Why healthcare markets and managed care entities operate/function in a particular manner. |
| It was interesting to see that healthcare decisions are often made on the margins, and actually putting numbers and graphs to why an individual actually demands less care when they have to cover more of the cost. |
| The concept of micro-economics in healthcare |

What did you like most about the course?

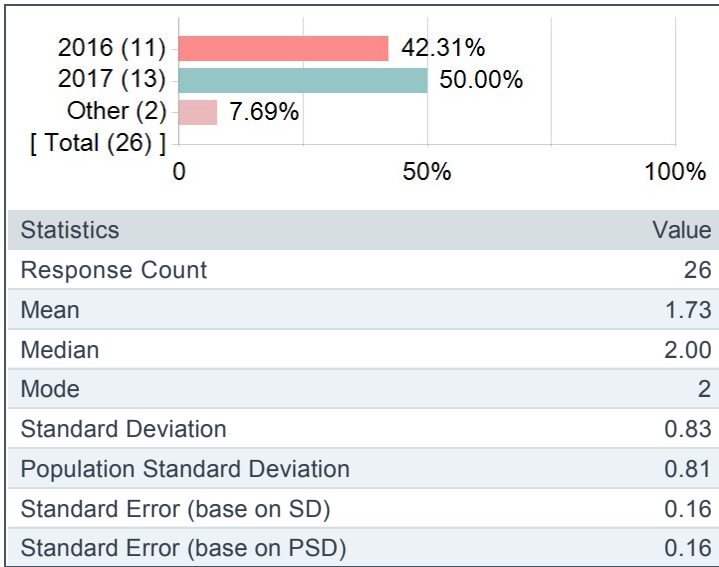
| Comments |
|--|
| The problem set and interactive learning. |
| Lecture content- was really helpful |
| M&A |
| This course was very intriguing as it helped me learn concepts and put to words observations I had already made about human decision-making processes. |
| The material was very interesting and Dr. Fulton did a great job breaking it down several different ways, such that there was something for everyone (math, graphs, real case examples). |
| The teaching team |
| I liked the theory and application to today's health care sector |
| Exposure to concepts that will enhance my career path even prior to receiving my MPH. |
| Communication from the teaching team was great in this class – extra emails with clarifications / suggestions on challenging subjects were really helpful. |
| Professor Fulton's lectures were very informative and well thought out and put together. Thank you! |
| The lectures and the problem sets |

Any other suggestions/recommendations for the course or the program?

| Comments |
|--|
| GSI David Proudman was hypercritical about the course material and content. I understand his passion for economics but a gentler tone towards those who were struggling would be more appreciated. |
| I still see hear and see from my fellow students that they believe that we should spend more on healthcare, and we need to ensure equity. Please do more to counter these views from an economics perspective. |
| - |
| Too many deliverables during the last 2 weeks of class |
| spread the first two weeks' worth of content into week 3. could barely catch my breath! |
| It was a little intense in terms of information overload and very long lectures. This is great for reasons stated above, plus easier to understand than reading the textbook, but I would recommend splitting the readers into smaller chunks because I had a lot of trouble downloading them in order to print a few slides to study. |
| Thank you |
| N/A |

Student Information

Which year did you begin the program?



Which year did you begin the program? (Comments)

| Comment |
|---------------|
| [No Response] |

Which semester did you begin the program?

